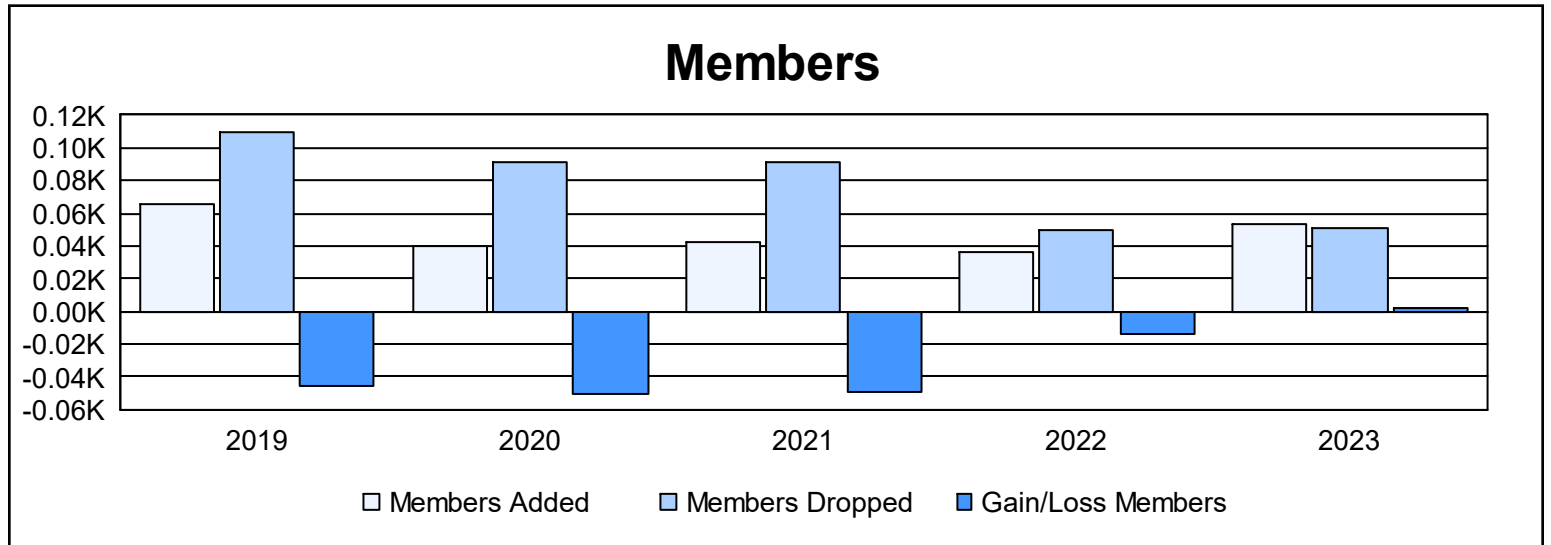
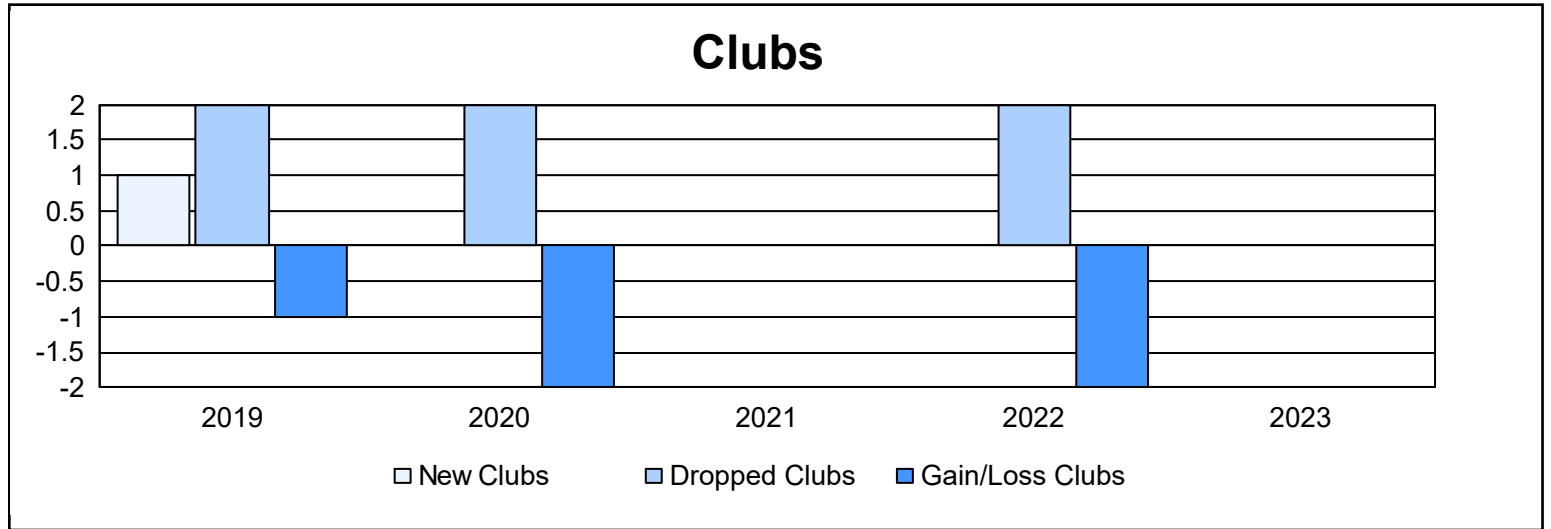
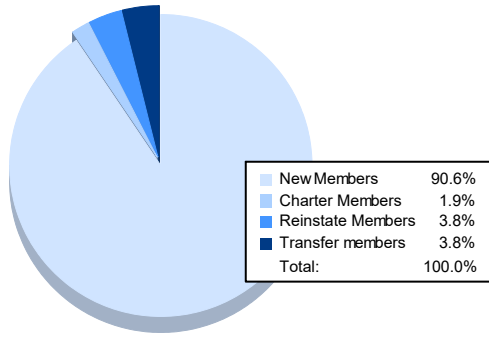


Year	New Clubs	Dropped Clubs	Gain/ Loss Clubs	New Members	Charter Members	Reinstate Members	Transfer Members	Total Member Added	Total Members Dropped	Gain/ Loss Members
2018-2019	1	2	-1	29	35	0	1	65	110	-45
2019-2020	0	2	-2	33	0	3	4	40	91	-51
2020-2021	0	0	0	35	0	4	3	42	91	-49
2021-2022	0	2	-2	29	0	2	5	36	50	-14
2022-2023	0	0	0	48	1	2	2	53	51	2
<b>Average</b>	<b>0</b>	<b>1</b>	<b>-1</b>	<b>35</b>	<b>7</b>	<b>2</b>	<b>3</b>	<b>47</b>	<b>79</b>	<b>-31</b>



### Membership Composition June 2023 Cumulative



### Gender Composition June 2023 Cumulative

